



COVID-19 IMT

Incident Management Team

COVID-19 Incident Briefing Thursday, August 20, 2020

Bill Bullock

Carbon County Commissioner

Dr. Bill George

Carbon County Public Health Officer



COVID-19 IMT

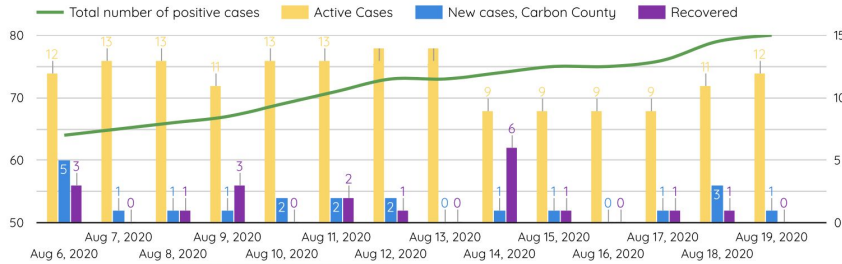
Agenda

- National/ Regional/Carbon County Update
 - County Risk Map
 - Accomplishments
 - Hills to Climb
- School update
- Testing

Carbon County Dashboard

Carbon County Information

Current cases as of yesterday evening, but may be updated throughout the day.



Active Cases
12

Total number of positive cases
80

Recovered
68

Active Hospitalizations (county)
0

6.8%
↑ 0.8%
Percent Testing Positivity
(7 Day Average)

Average of all testing results from the county. Percentages greater than 5% are concerning. Percentages greater than 10% are worrisome.

6.7
↑ 2.67
New Cases per 100k Carbon County Residents

This new metric reflects the associated risk of viral spread. Please see below for a link.

COMMUNITY SPREAD



Hospital COVID Capacity



PPE Capacity

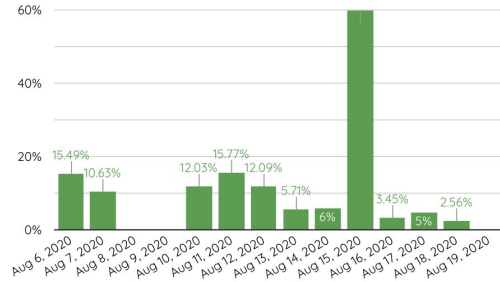


Public Health Capacity

1= Good 2=Fair 3=Poor 0=no data

Capacity of hospitals and PPE is a scale to indicate the preparedness of the need for testing. It is **not** reflective of hospital capability nor the Emergency Room status. Public Health is our resource for reporting and tracking patients in the county.

Percent Patients with COVID-Like Symptoms, All Facilities

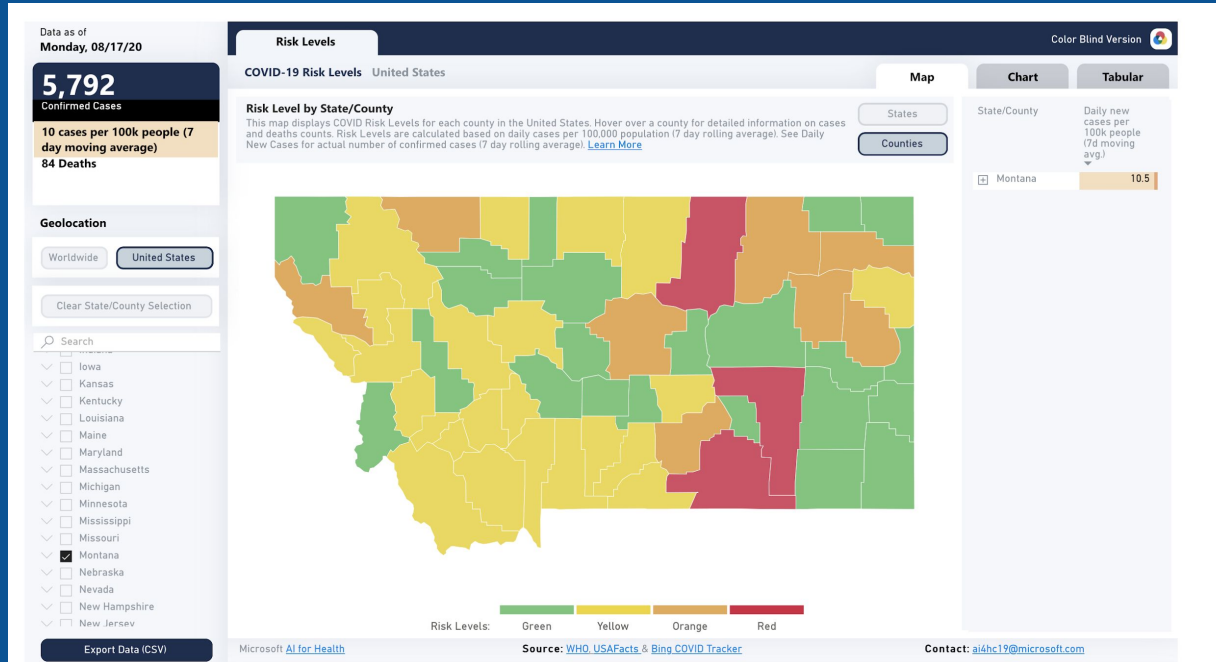




COVID-19 IMT

Carbon County

Harvard Global Health Institute - The Path the Zero



<https://globalepidemics.org/key-metrics-for-covid-suppression/>

Carbon County





Carbon County

COVID-19 IMT





COVID-19 IMT

Carbon County



All Carbon County Clinics are doing symptomatic testing - Call your provider

3 W's

